



# IR DEEP DIVE LIGHT ON LIMA

**Dr. Matthias Zieschang, CFO**  
September 2025



# DISCLAIMER

This document has been prepared by Fraport solely for use in this presentation.

The information contained in this document has not been independently verified. No representation or warranty – whether express or implied – is made as to, and no reliance should be placed on, the fairness, accuracy, completeness or correctness of the information or opinions contained therein. Neither the company nor any of its affiliates, advisors or representatives shall have any liability whatsoever (in negligence or otherwise) for any loss arising from any use of this document or its content or otherwise arising in connection with this document.

This document does not constitute an offer or invitation to purchase or subscribe for any shares and neither this document nor any part of it shall form the basis of, or be relied upon in connection with, any contract or commitment whatsoever.

This document contains forward-looking statements that are based on current estimates and assumptions made by the management of Fraport to the best of its knowledge. Such forward-looking statements are subject to risks and uncertainties, the non-occurrence or occurrence of which could cause the actual results – including the financial condition and profitability of Fraport – to differ materially from or be more negative than those expressed or implied by such forward-looking statements. This also applies to the forward looking estimates and forecasts derived from third-party studies. Consequently, neither the company nor its management can give any assurance regarding the future accuracy of the opinions set forth in this document or the actual occurrence of the predicted developments.

By accepting this document, you agree with the foregoing.

## WHAT WE DELIVERED



# Greece

Gateway to 14 touristic  
Destinations, 36+mn PAX



# Brasil

2 Airports, 13+mn PAX  
Buildback POA in 3months

## WHAT WE DELIVERED AND WHAT'S AHEAD



# Antalya

Opened April 12th, 2025  
Capacity for 65mn PAX



# Frankfurt

Completion in 2025  
Opening after Easter 2026

WHAT YOU WILL SEE TODAY

# The NEW Lima Terminal



IMPRESSIONS

# CHECK-IN In Style



IMPRESSIONS

# Efficient SECURITY PROCESSES



IMPRESSIONS

# Automated BORDER CONTROL



IMPRESSIONS

# RETAIL To Dwell



IMPRESSIONS

# OPERATIONS At Its Best



# A New Gateway for PERÚ



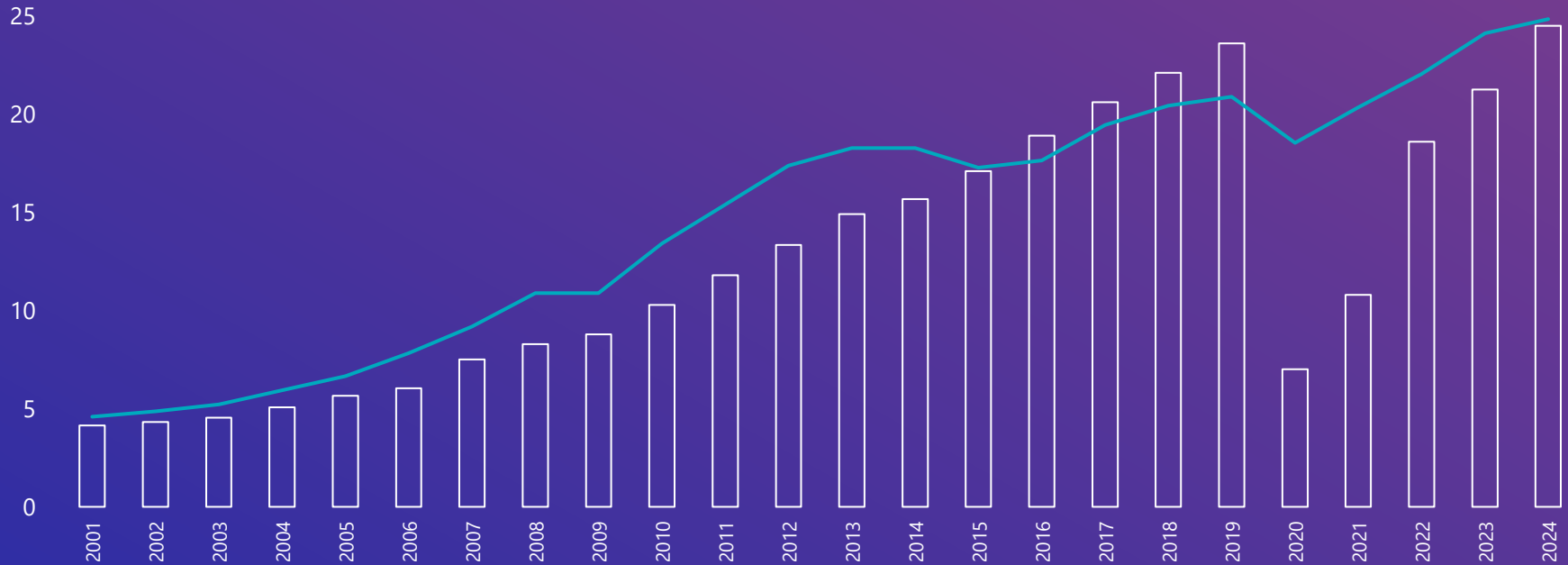
# BUSINESS SECTION

# LIMA PASSENGER AND PERUVIAN GDP PERFORMANCE SINCE 2001

- **6x Passenger Numbers**
- **5x GDP Numbers**

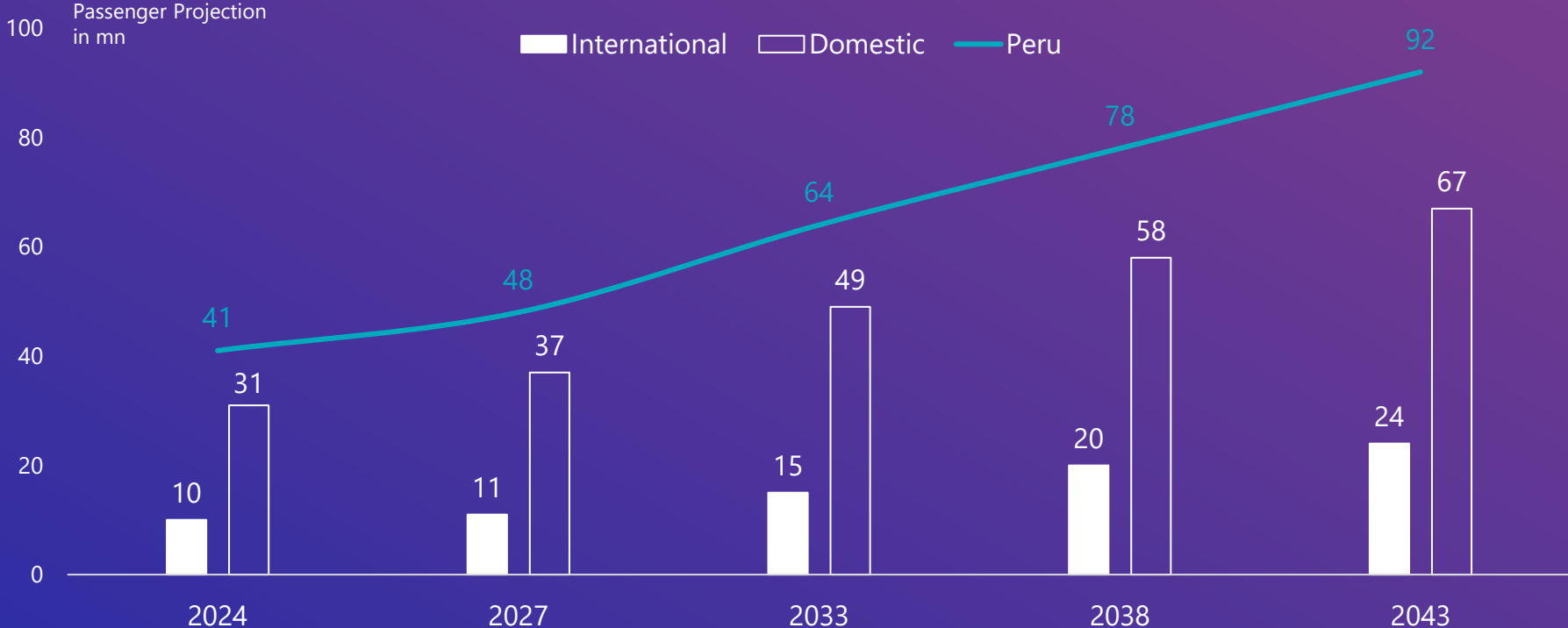
Passenger Projection  
in mn

Passengers in mil. GDP Peru



# ACI PASSENGER PROJECTION PERÚ

**Total Pax +125% | Intern. Pax +140% | Domestic Pax +115%**



# NEW Lima Terminal Expected to Handle Substantial Passenger Growth Forecast!

Passengers in mn<sup>1</sup>



**2024**  
~25mn PAX

**2030**  
~35mn PAX

**2041**  
~50mn PAX

<sup>1</sup> Bar sizes and graph for illustrative purposes, not to scale, figures rounded commercially, F/X may impact

# MODULAR TERMINAL DEVELOPMENT



## 2Q25

c.200k sqm, c.2x old Terminal  
Capacity for c.30mn PAX



## 4Q25


c.270k sqm, c.3x old Terminal  
Capacity for c.40mn PAX

# FACTS & FIGURES

**+2x**  
Runways



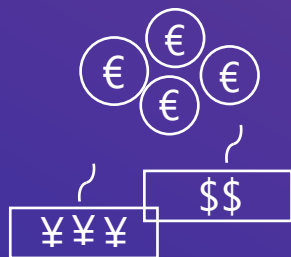
**+3x**  
Terminal Areas



**+40%**  
# of Gates



**+250%**  
Commercial SQM



**+35%**  
Passenger Screening Lines



# NEW LIMA AIRPORT CITY



## Benchmark Concept in South America

### North

- Logistic parks awarded to Capia and LatAm
- Operations started in 2024

### East

- Area of “old” Terminal
- Development of aeronautical activities & commercial use

### South West

- Main commercial area of Lima Airport City
- Development of real estate assets, such as hotels, parking, and aeronautical services

### West

- New fuel farm
- Remaining area reserved for further development

# LIGHT ON REGULATORY FRAMEWORK

## GENERAL FRAMEWORK CONDITIONS

### X FACTOR CALCULATION

## AERONAUTICAL TARIFFS ANNUALLY ADJUSTED TO: US RPI +/- X (FACTOR)

$$X = (\underbrace{\Delta We - \Delta W}_{\text{Input Price Change}}) + (\underbrace{\Delta TFP - \Delta TFPe}_{\text{Productivity}})$$

Simplified:

- $\Delta We$  = Change in input prices in the overall economy (Economy)
- $\Delta W$  = Change in input prices at Lima Airport (Company)
- $\Delta TFP$  = Change in the Total Productivity Factor at at Lima Airport (Company)
- $\Delta TFPe$  = Change in the Total Productivity Factor in the overall economy (Economy)

## CURRENT REGULATORY PERIOD

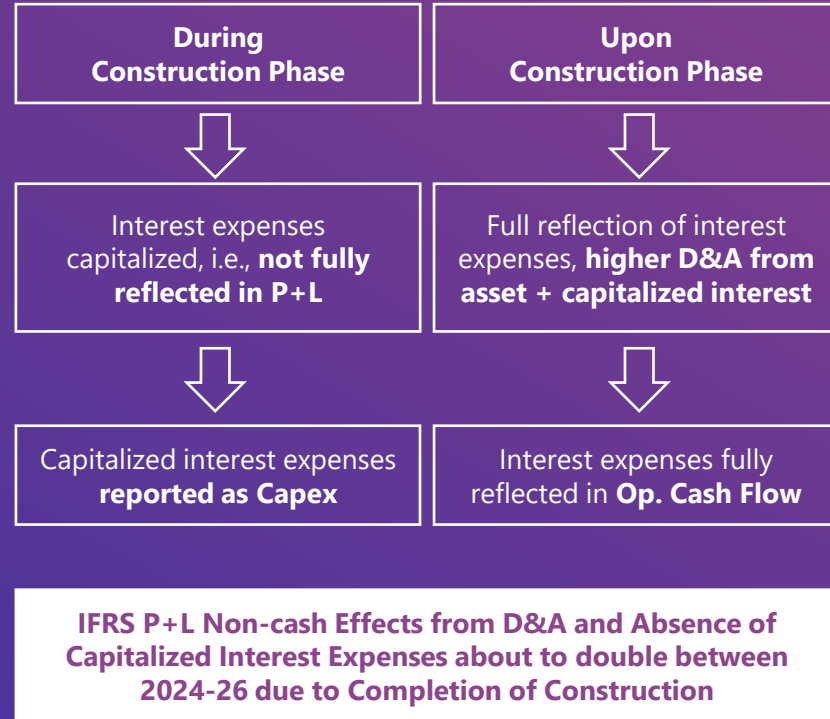
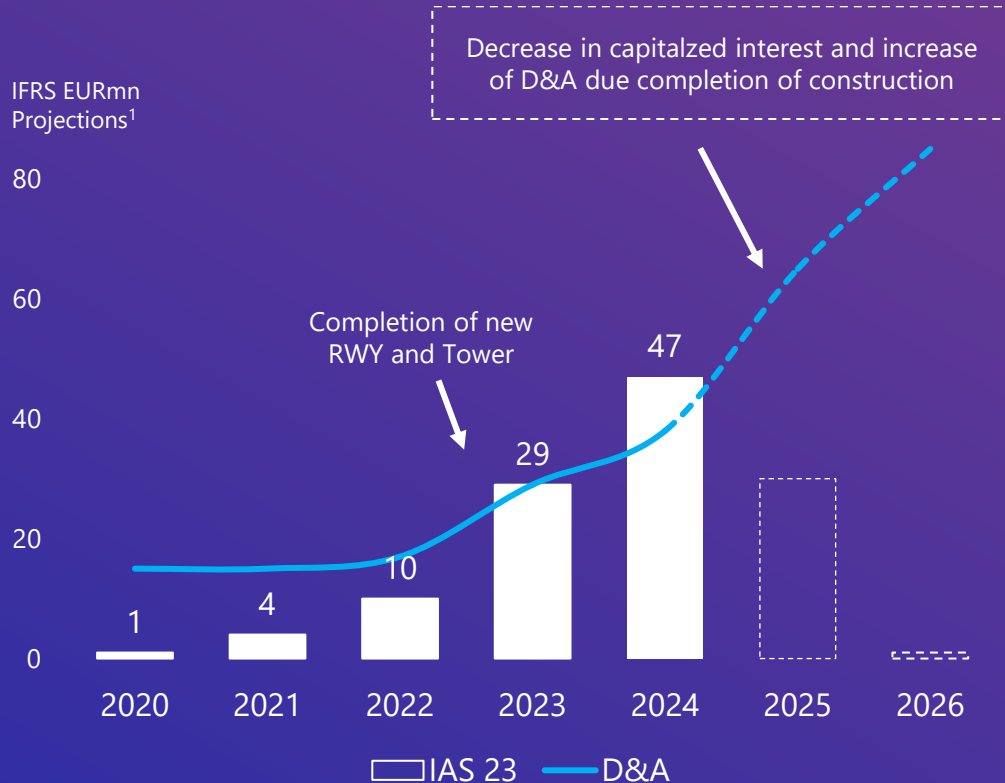
2019-2026: US RPI – 3.26 PPTS.

## NEXT REGULATORY PERIOD

2027 ON. WITH X FACTOR DETERMINED BY REGULATORY AUTHORITY BEFORE



# LIGHT ON D+A AND CAPITALIZED INTEREST

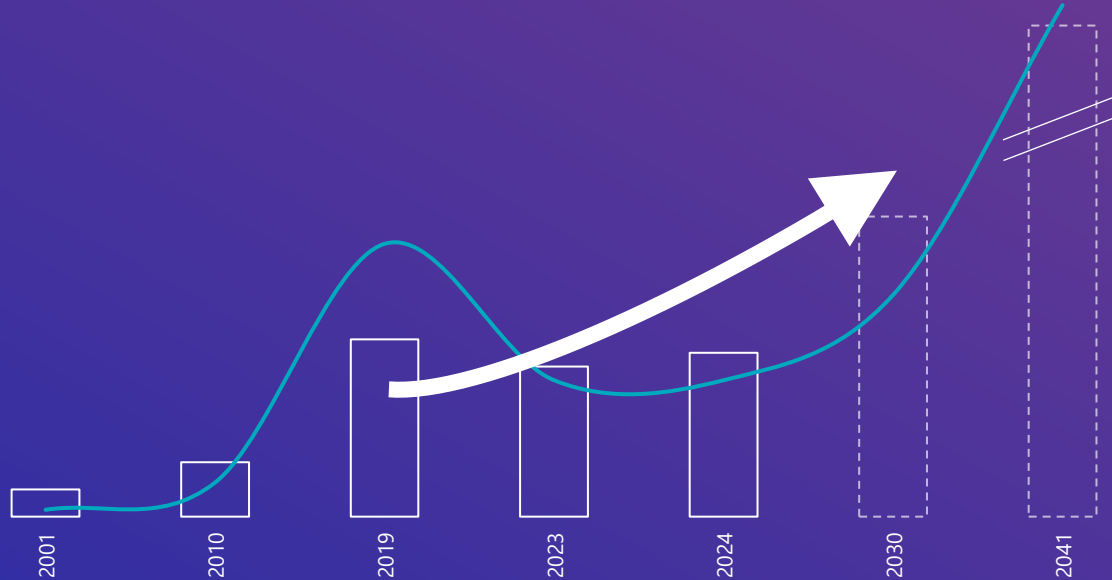


<sup>1</sup> Bar sizes and graph for illustrative purposes, not to scale, figures rounded commercially, F/X may impact

# ABOUT FINANCIALS

IFRS EURmn  
Projections<sup>1</sup>

□ EBITDA — Net Income



<sup>1</sup> Bar sizes and graph for illustrative purposes, not to scale, figures rounded commercially, F/X may impact

# 2030

- EBITDA: EUR ~200mn
- Net Result: About Recovery vs. '19

# 2041

- EBITDA: ~3x 2019 value
- Net Result: Clear Growth vs. '19

## SUMMING UP

- **20+ Years Experience in Int. Airport Mgmt.**
  - **Int. Know how spans around the Globe**
  - **40+% Segment Share in Group EBITDA**
- 
- **New Lima Terminal triples Terminal Areas**
  - **Retail SQM more than doubles**
  - **Passenger Numbers expected to min. double**
  - **Financials to grow**



**THANK YOU!**  
**WWW.MEET-IR.COM**

 **CONNECTING THE WORLD WITH TOMORROW**

 **Fraport**