

Passengers at Frankfurt Airport 2022

Top 3 destinations by world region

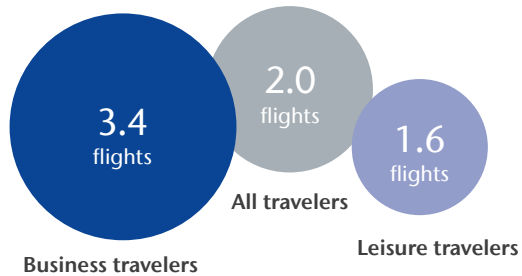
Germany	Berlin	BER	Europe*	London	LHR
	Hamburg	HAM		Palma de Mallorca	PMI
	Munich	MUC		Madrid	MAD
Africa	Cairo	CAI	Asia	Dubai	DXB
	Hurghada	HRG		Singapore	SIN
	Johannesburg	JNB		Doha	DOH
North America	New York	JFK	South America	São Paulo	GRU
	Toronto	YYZ		Punta Cana	PUJ
	Washington	IAD		Cancún	CUN

*excluding Germany

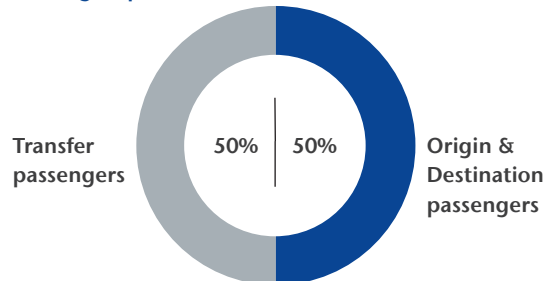
The coronavirus pandemic continued to have an impact on passenger numbers at Frankfurt Airport (FRA) in 2022. Following the lockdowns that were in place at the start of the year, FRA experienced rapid growth from around mid-March. Compared to 2021, passenger numbers doubled in 2022 to around 48.9 million, but still remained significantly below pre-coronavirus levels. The renewed demand for air travel that followed the easing of anti-Covid measures and the removal of travel restrictions can also be seen in the results from our ongoing passenger survey. Specifically, the survey shows an increase in the number of passengers traveling on vacation and to visit family and friends. The proportion of passengers who have their permanent residence in Germany has also grown. The survey was conducted throughout 2022, with around 24,000 interviews in total.



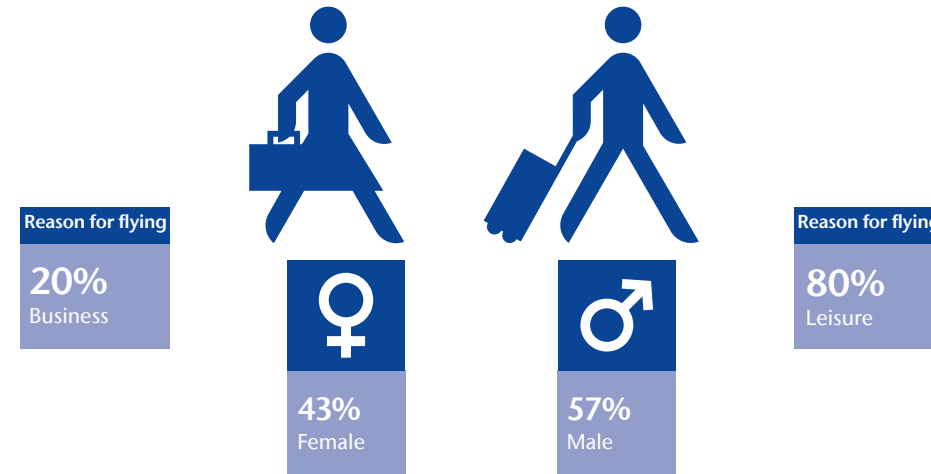
Average number of flights by business and leisure passengers (per year)



Passenger split

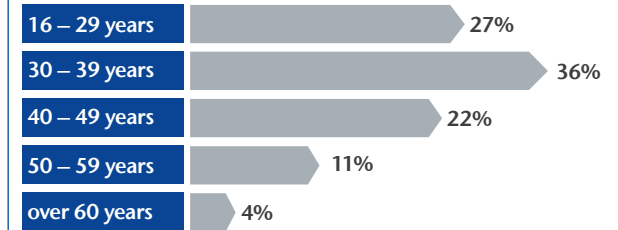


Origin & Destination passengers = Passengers with FRA as their initial point of departure or final destination

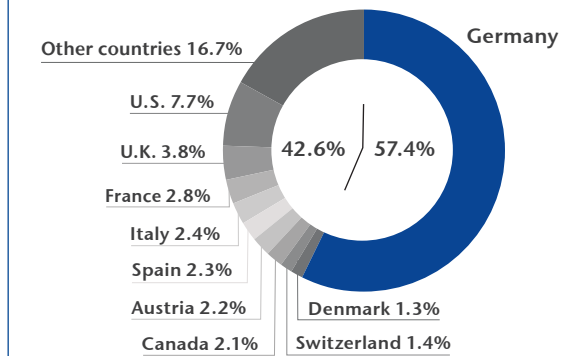


i Fraport MONITOR: ongoing passenger survey (based on representative sample of passengers, selected at random). Survey period: January to December 2022 (approx. 24.000 passengers interviewed).

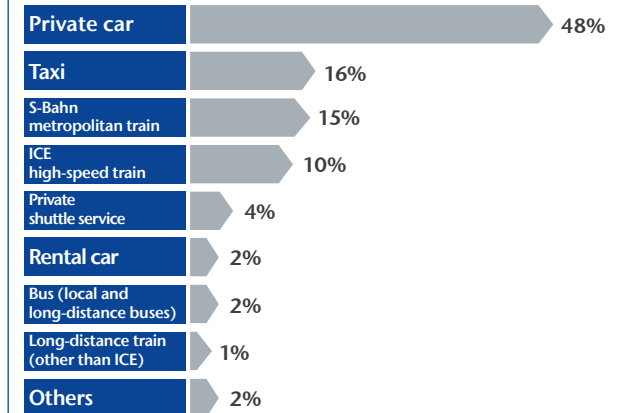
Age group



Country of origin/residence



Mode of ground access to FRA



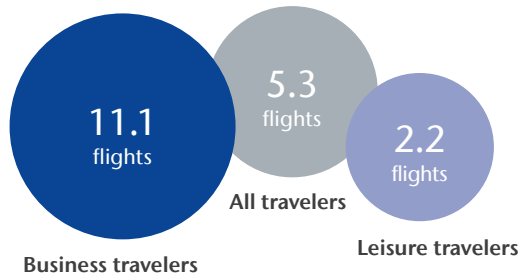
Passengers at Frankfurt Airport 2019

Top 3 destinations by world region

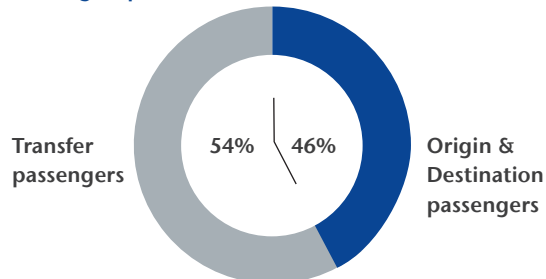
Germany	Berlin	TXL	Europe*	London	LHR
	Hamburg	HAM		Palma de Mallorca	PMI
	München	MUC		Wien	VIE
Africa	Johannesburg	JNB	Asia	Dubai	DXB
	Hurghada	HRG		Shanghai	PVG
	Kairo	CAI		Seoul	ICN
North America	New York	JFK	South America	São Paulo	GRU
	Toronto	YYZ		Rio de Janeiro	GIG
	Chicago	ORD		Cancún	CUN

*excluding Germany

Average number of flights by business and leisure passengers (per year)



Passenger split



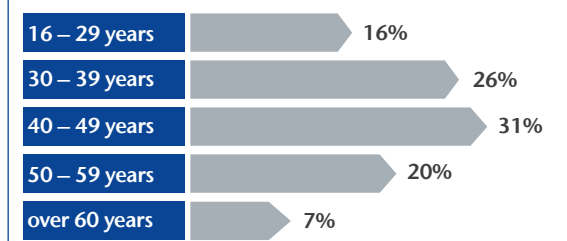
Origin & Destination passengers = Passengers with FRA as their initial point of departure or final destination

Frankfurt Airport (FRA) is Germany's global gateway and one of the world's largest aviation hubs. In 2019, over 70 million passengers departed, arrived or connected to another flight via FRA. Who are these passengers passing through the terminals or seated on the planes at FRA? Where do they come from and where are they flying to? To find this out, Fraport (the owner and operator of Frankfurt Airport) has been continuously conducting passenger surveys since 1991. Each month, some 2,400 passengers on average are surveyed on topics such as age, residency, or reason for flying. Did you know, for example, that passengers stay at FRA for an average of 2 hours and 19 minutes per journey?

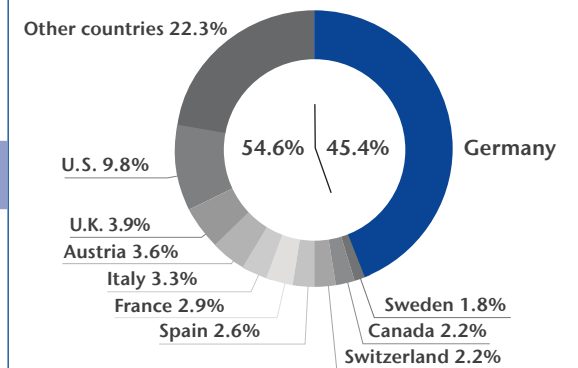


i Survey methodology: Ongoing personal interviews with passengers (representative sample of passengers, selected at random).
Survey period: January to December 2019 (approx. 29,000 passengers interviewed).

Age group



Country of origin/residence



Mode of ground access to FRA

