

Passengers at Frankfurt Airport

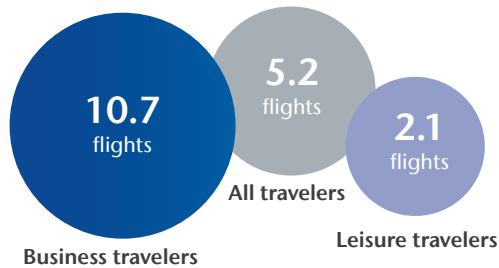
Top 3 Destinations by world region

Germany	Berlin	TXL	Europe*	London	LHR
	Hamburg	HAM		Vienna	VIE
	Munich	MUC		Madrid	MAD
Africa	Johannesburg	JNB	Asia	Dubai	DXB
	Cairo	CAI		Shanghai	PVG
	Addis Abeba	ADD		Seoul	ICN
North America	New York	JFK	South America	São Paulo	GRU
	Toronto	YYZ		Buenos Aires	EZE
	Chicago	ORD		Rio de Janeiro	GIG

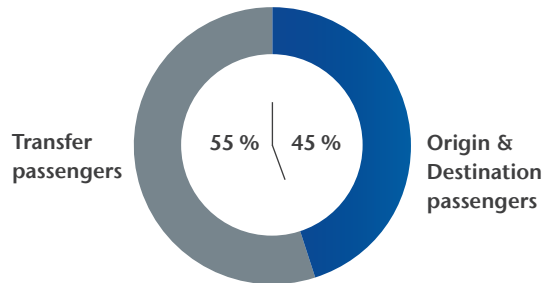
*excluding Germany

Frankfurt Airport (FRA) is Germany's global gateway and one of the world's largest aviation hubs. In 2018, over 69.5 million passengers departed, arrived or connected to another flight via FRA. Who are these passengers passing through the terminals or seated on the planes at FRA? Where do they come from and where are they flying to? To find this out, Fraport (the owner and operator of Frankfurt Airport) has been continuously conducting passenger surveys since 1991. Each month, some 2,400 passengers on average are surveyed on topics such as age, residency, or reason for flying. Did you know, for example, that passengers stay at FRA for an average of 2 hours and 17 minutes per journey?

Average number of flights by business and leisure passengers (per year)



Passenger split

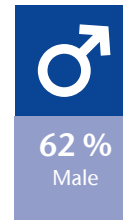
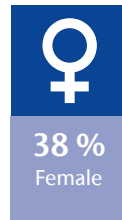


Reason for flying

36 %
Business

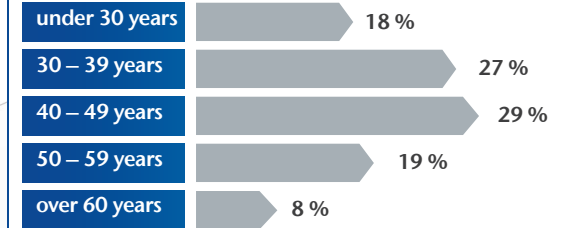
Reason for flying

64 %
Leisure

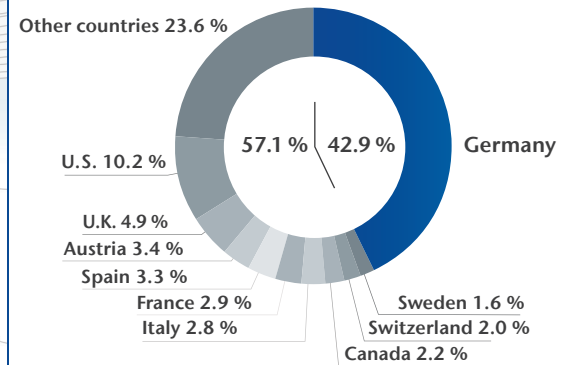


Survey methodology: Ongoing personal interviews with passengers (representative sample of passengers, selected at random).
 Survey period: January to December 2018 (approx. 29,000 passengers interviewed).

Age Group



Country of origin/residence



Mode of ground access to FRA

